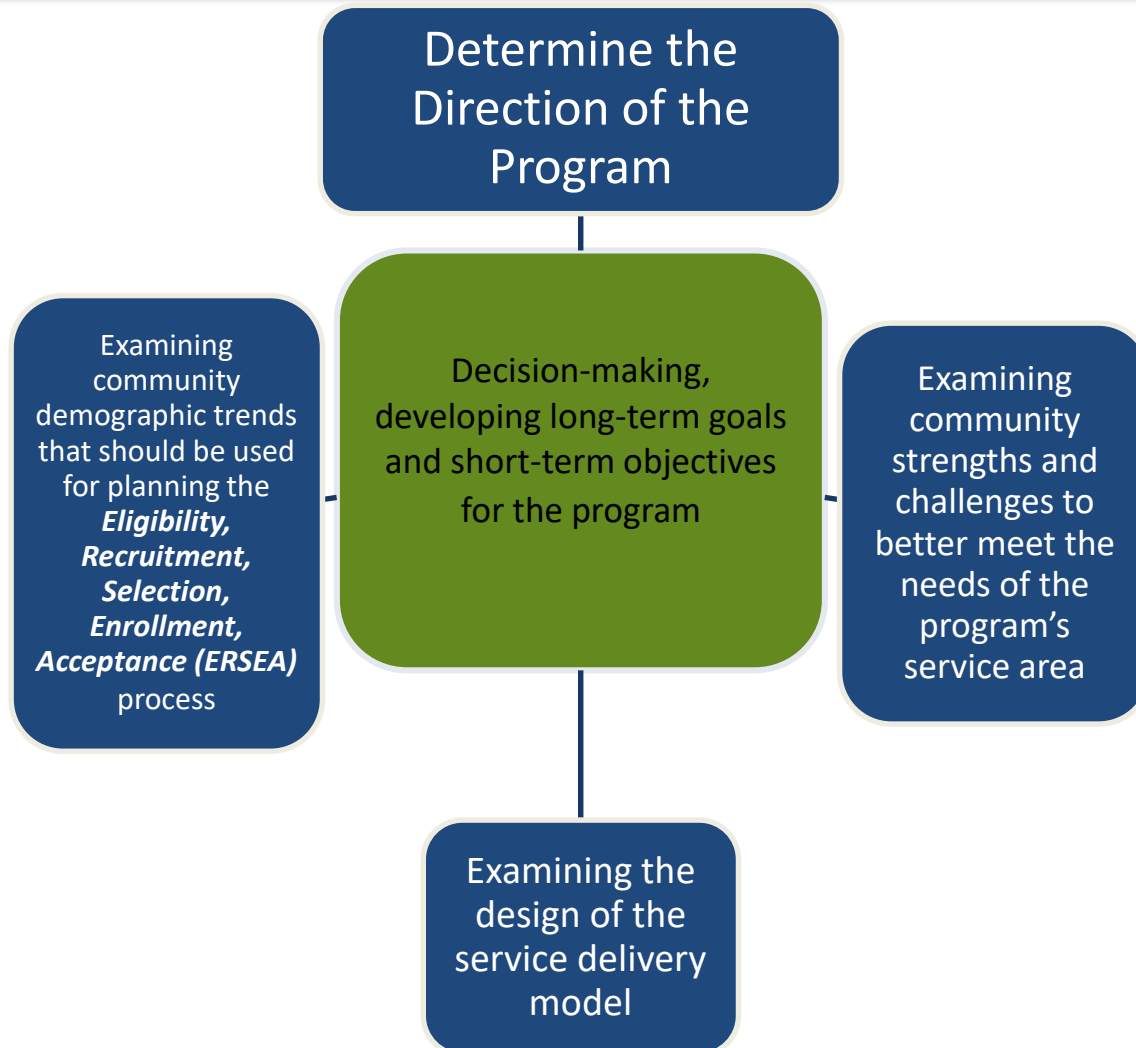


Full Community Assessment Highlights Fall 2019

Foundational Data in preparation for
the Baseline Grant, 5 Year Grant
Planning and Strategic Plan

Purpose



Needs of Families

*Source: Florida Kids Count

Pasco
County
Ranks 21st in
Economic
Well-Being

Pasco
County ranks
14th in
Education
Well-Being

Pasco
County
Ranks 22nd
in Health
Well-Being

Pasco
County
Ranks 20th in
Family and
Community
Well-Being



Pasco County Highlights Families with Children Under Age 5

❖ Married couples reported the largest number 14,959

Female households reported the next largest number of 4,605

Male households reported 2,173

Married couples reported 5.1% poverty rate

Female-headed households reported a poverty rate 34.5%

It is estimated that the poverty rate for all families with children under age 5 is 19.4% in Pasco County

*Source: American Community Survey

Hernando County Ridge Manor; Tribly; Lacoochee Highlights Families with Children Under Age 5

- ❖ 728 children below the age of 3, residing in the Ridge Manor area; An estimated additional 441 children ages 3-4 reside in the Ridge Manor area

- ❖ Approximately 114 preschool age children reside in Lacoochee area

- ❖ Approximately 14 children below the age of 3 reside in the Tribly area; none reported ages 3-4

An average of 24.1% of children ages 0-4 live in a state of poverty in Hernando County;

The poverty rate in the Lacoochee surrounding areas for children ages 0-4 is 79.8%

The Head Start Services available to families are located in Brooksville and Spring Hill, FL;

There are no Hernando Head Start services for families in the surrounding Lacoochee areas

Economic and Income

The average Per Capita income for Pasco County was \$25,225

**An average living wage in Pasco County for:
one adult is \$12.15;**

1 Adult and 1 child is \$24.85;

2 Adults (1 Working) and 2 Children is \$25.73

**Total unemployment rate for Pasco County is 4.2% of
the civilian population age 16 and older;**

Lacoochee area unemployment rate is 12.7%

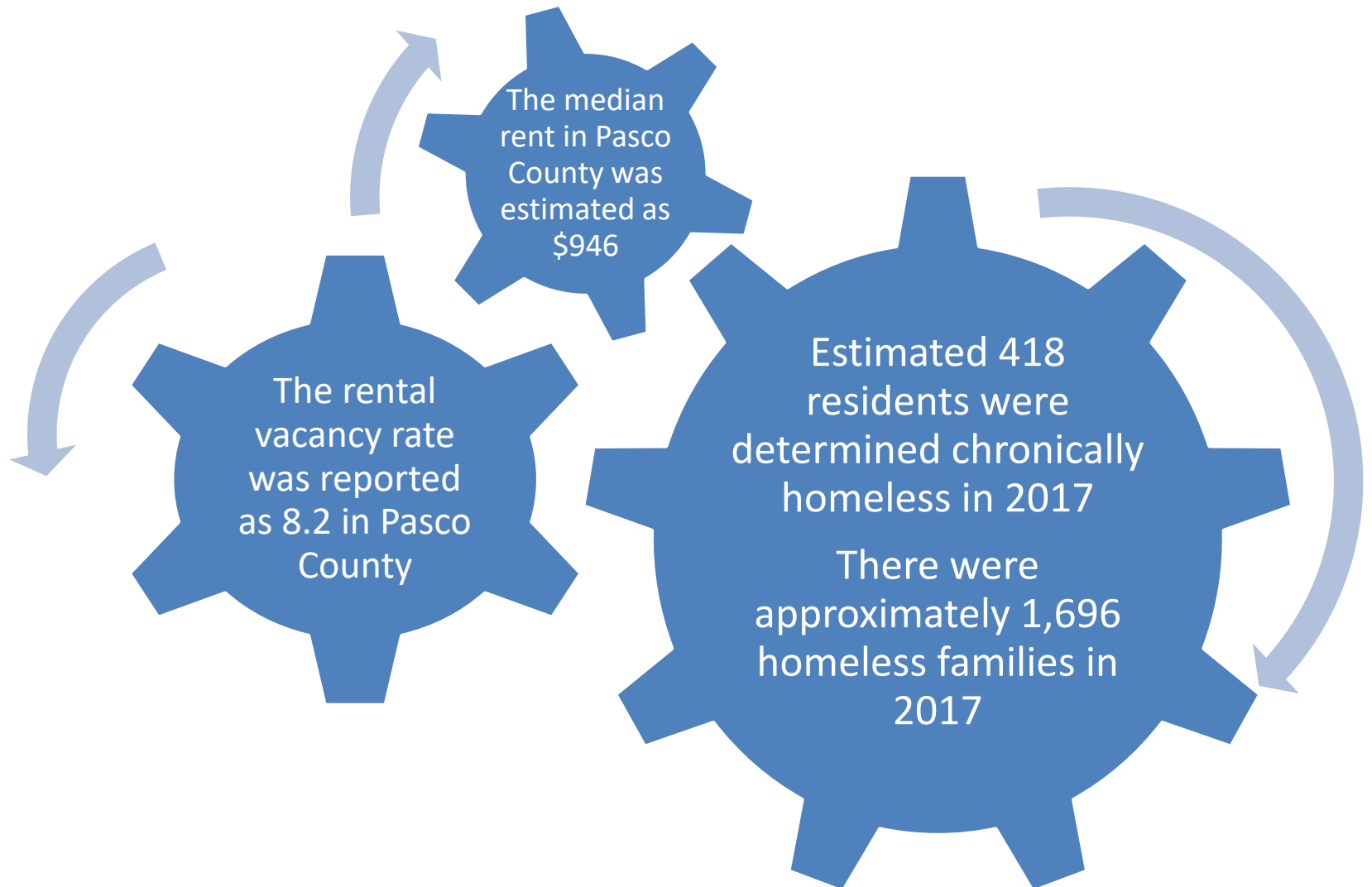


Education and Disabilities

- **Approximately 3.6% of individuals in Pasco County reported less than a 9th grade education.**
- **An estimated 8.1% had 9th to 12th grade education, but no high school diploma.**
- **Approximately 683 preschool children were diagnosed with special needs within Pasco County Schools.**
- **2018 – 2019: 20% of Head Start/EHS funded enrollment provided services to children with disabilities.**



Housing/Homelessness



Child Welfare

Foster Care

- 656 were between the ages of 0 – 5
- Of these, 519 children were below the age of 3 years old. Of children below 3 years, an estimated 2.8% were birth to 2 year old

Abuse

- 707 cases of child maltreatment reported for children 3 years and under, of which 3.2% represented maltreatment to children 0 - 2 years old

Domestic Violence

4,413 domestic violence offenses were reported for Pasco County in 2018

Transportation

In Pasco County 5.9% of households have no motor vehicle

Crime Rate

In Pasco County, arrests have increased in each category except burglary from 2017 to 2018

Mental Health

ACES

- Adverse Childhood Experiences (ACES) are potentially events that can have lasting effects on health and well-being; Approximately 31%-40% of residents reported experiencing 2 or more ACE during their lifetime.
- Mental Health Care provider rate is 70.8 per 100,000 which is much lower than state and national average

Social Supports

Approximately 20.5% of adults reported a lack of social or emotional support

Residents reported 4.1 days per week with poor mental health in 2017

Rate of 18.4 per 100,000 individuals committed suicide in Pasco County

Opioid Usage/Substance Abuse

1.7 times more likely to die of a drug overdose in 2016
Highest overdose rate of any County in the State of Florida

Health

- Less primary care physicians and dentists
- The percentage of residents (8%) within the service area who reported having limited access to healthy food and access to exercise
- 21% reported a higher percentage of adult smoking than the state average (15%)
- 19% reported a higher percentage of excessive drinking




Health

- A 39.7% of adults age 18 and older self-report are overweight
- 16.6 % adults reported having health issues with asthma
- The top 5 self-reported sources of lead were: Tile flooring or counter tops (27%), vinyl mini-blinds (25%), toys or jewelry (18%), lead-based paint hazards in the home (16%) and occupation of household members (12%). The population of greatest concern for lead poisoning is children less than 72 months of age



Health in Pasco County

- 25.9% of women who gave birth were in the 100% percentile of the poverty level
- 32.8% of births were to unmarried women
- 12.3% of births were to women with less than 12 years of education
- 3.9% of births were to women who received public assistance
- 0 - 5 years old, 3.3% in Pasco County received late or no prenatal care
- approximately 2,543 (8.3%) low weight births between ages. 0 - 5 years old
- 4.9% participated in WIC program



Questions?

Thank You for Your Participation