

**Revised: January 1, 2011**

**POLICYHOLDER: District School Board of Pasco County**

**POLICY NUMBER: 33290-G**

**Read Your Certificate Carefully**

You are insured under the group policy shown on the specifications page attached to this certificate. This certificate summarizes the principal provisions of the group policy that affect you. The provisions summarized in this certificate are subject in every respect to the group policy. You may examine the group policy at the principal office of the policyholder during regular working hours.

**Right to Cancel**

It is important to us that you are satisfied with this certificate after it is issued. If you are not satisfied with this certificate, you may cancel it by delivering or mailing a written notice or sending a telegram to Minnesota Life

Insurance Company (Minnesota Life), 400 Robert Street North, St. Paul, Minnesota 55101-2098 and returning the certificate before midnight of the 30th day after you received this certificate.

Notice given by mail and return of the certificate by mail are effective on being postmarked, properly addressed, and postage prepaid. If you return this certificate, you will receive, within 10 days of the date we receive a notice of cancellation, a full refund of any premiums you have paid. Upon cancellation of this certificate, it will be void as if it had never been issued.

*Dennis E. Fiedler*

Secretary

*Robert L. Soubler*

President

**Notice to Certificateholders**

If you have any questions regarding your certificate, or if you need assistance in resolving a complaint, you can contact us at: Minnesota Life Insurance Company, 400 Robert Street North, St. Paul, MN 55101-2098.  
Toll-Free Telephone Number: 1-866-293-6047.

**TABLE OF CONTENTS**

|                           |   |                             |   |
|---------------------------|---|-----------------------------|---|
| Right to Cancel.....      | 1 | Death Benefit.....          | 4 |
| Definitions.....          | 2 | Termination.....            | 4 |
| General Information ..... | 2 | Conversion Right.....       | 5 |
| Premiums .....            | 3 | Additional Information..... | 6 |

**GROUP TERM LIFE CERTIFICATE OF INSURANCE**



**GENERAL INFORMATION**

**POLICYHOLDER:** District School Board of Pasco County **POLICY NO.:** 33290-G

**ASSOCIATED COMPANIES:** All subsidiaries and affiliates reported to Minnesota Life by the policyholder for inclusion in the policy.

**ORIGINAL POLICY EFFECTIVE DATE:** January 1, 2006

**This certificate and/or certificate specifications page replaces any and all certificates and/or certificate specifications pages previously issued to you under the group policy. Please replace any certificate and/or certificate specifications page previously issued to you with this new certificate and/or specifications page.**

**GROUP:** The group is composed of the following classes:

Class 1 All active full-time non-management and management employees in a benefits earning position.

Class 2 All official retirees

**ENROLLMENT PERIOD:** Not applicable for noncontributory insurance; 31 days from the first day of eligibility for contributory insurance.

**WAITING PERIOD:** The period commencing with the employee's date of employment and ending with the first day of the month next following or coinciding with the employee's completion of 30 days of continuous employment.

**MINIMUM HOURS PER WEEK REQUIRED:** 20 hours per week.

**CERTIFICATE HOLDER:** An employee who meets the eligibility requirements and is insured under the group policy.

**CERTIFICATE EFFECTIVE DATE:** The date that the certificate holder becomes insured under the group policy.

**PLAN OF INSURANCE**

**EMPLOYEE BENEFIT SCHEDULE**

**EMPLOYEE TERM LIFE INSURANCE:**

**Basic Life Insurance**

| <u>Eligible Class</u> | <u>Amount of Insurance</u> |                 |                 |
|-----------------------|----------------------------|-----------------|-----------------|
| Class 1               | \$35,000                   |                 |                 |
|                       | <u>Option 1</u>            | <u>Option 2</u> | <u>Option 3</u> |
| Class 2               | \$10,000                   | \$20,000        | \$35,000        |

## Supplemental Life Insurance

### Eligible Class

### Amount of Insurance

Class 1

An amount chosen by the employee in \$10,000 increments, subject to a minimum of \$10,000 and a maximum of the lesser of five times annual salary or \$300,000.

Class 2

None

## EMPLOYEE ACCIDENTAL DEATH AND DISMEMBERMENT (AD&D) INSURANCE:

### Basic AD&D Insurance

### Eligible Class

### Amount of Insurance

Class 1

An amount equal to the amount of basic life insurance for which the employee is insured under the group policy.

Class 2

None

## GENERAL PROVISIONS FOR EMPLOYEE INSURANCE

### AGE REDUCTIONS:

**Applies to Class 1 with supplemental life coverage only**

The amount of insurance on an employee age 70 or older shall be a percentage of the amount otherwise provided by the plan of insurance applicable to such employee in accordance with the following table:

| <u>Age of Employee</u> | <u>Amount of Insurance</u> |
|------------------------|----------------------------|
| 70                     | 65%                        |
| 75                     | 50%                        |

Age reductions will apply the first day of the month following an insured employee's 70th and 75th birthdays.

### AGE REDUCTIONS:

**Applies to Class 2 only**

The amount of insurance on an employee age 65 or older shall be a percentage of the amount otherwise provided by the plan of insurance applicable to such employee in accordance with the following table:

| <u>Age of Employee</u> | <u>Amount of Insurance</u> |
|------------------------|----------------------------|
| 65                     | 50%                        |
| 70                     | 35%                        |

Age reductions will apply the first day of the month following an insured employee's 65th and 70th birthdays.

### CONTRIBUTORY/NONCONTRIBUTORY:

Basic insurance is noncontributory insurance for Class 1; supplemental insurance for Class 1 and basic insurance for Class 2 is contributory insurance.

### GUARANTEED ISSUE AMOUNT:

Guaranteed issue is the maximum amount of insurance an employee can receive without evidence of insurability when first eligible under the plan provided enrollment is made within the enrollment period. The amounts are as follows:

For basic insurance:

All basic insurance is guaranteed issue.

For supplemental insurance:

For employees in an eligible class immediately prior to the effective date of the group policy:

An amount equal to the amount of contributory insurance for which the employee was insured under the prior carrier's group policy on the day immediately preceding the effective date of the group policy.

For employees who first become eligible after the effective date of the group policy:

All supplemental insurance is guaranteed issue.

**EVIDENCE OF INSURABILITY:**

Evidence of insurability is required as stated in the certificate and for an amount of insurance greater than the guaranteed issue amount.

**EFFECTIVE DATE OF INCREASES AND DECREASES DUE TO CHANGE IN ELIGIBLE CLASS:**

The date of the change in eligible class.

**DEPENDENTS BENEFIT SCHEDULE**

**DEPENDENTS TERM LIFE INSURANCE:**

An employee may enroll for Dependents Term Life insurance without being insured for employee supplemental life insurance.

**Spouse Life:**

**Eligible Class**

Spouse

**Amount of Life Insurance**

An amount chosen by the employee in increments of \$5,000, subject to a minimum of \$5,000 and a maximum of \$150,000, not to exceed 100% of the employee's basic and supplemental life (if any) insurance amounts, combined.

**Child Life:**

**Eligible Class**

Children

**Amount of Life Insurance**

\$10,000

**GENERAL PROVISIONS FOR DEPENDENTS INSURANCE**

**AGE REQUIREMENTS:**

Children are eligible from live birth to age 19, or to age 26 if a full-time student in an accredited educational institution.

**SPOUSE AGE REDUCTIONS:**

The amount of insurance on an insured spouse age 70 or older shall be a percentage of the amount otherwise provided by the plan of insurance applicable to such spouse in accordance with the following table:

| <u>Age of Employee</u> | <u>Amount of Insurance</u> |
|------------------------|----------------------------|
| 70                     | 65%                        |
| 75                     | 50%                        |

Age reductions will apply the first day of the month following an insured spouse's 70th and 75th birthdays.

**CONTRIBUTORY/NONCONTRIBUTORY:**

Dependents insurance is contributory insurance.

**GUARANTEED ISSUE AMOUNT:**

Guaranteed issue is the maximum amount of insurance an eligible dependent can receive without evidence of insurability when first eligible under the plan provided enrollment is made within the enrollment period. The amounts are as follows:

For employees with eligible dependents immediately prior to the effective date of the group policy, the guaranteed issue amount is equal to the amount of dependents insurance for which they were insured under the prior group policy.

For employees who first become eligible for dependents insurance after the effective date of this group policy, the guaranteed issue amount is as follows:

**GUARANTEED ISSUE AMOUNT CONT'D:**

For spouse insurance: \$25,000

For child insurance: \$10,000

**EVIDENCE OF INSURABILITY:**

Evidence of insurability is required as stated in the certificate and for an amount of insurance greater than the guaranteed issue amount.

**EFFECT OF EMPLOYEE'S RETIREMENT:**

All dependents insurance terminates upon the employee's retirement except as provided under the portability provision.

**ADDITIONAL INFORMATION**

**SUICIDE EXCLUSION FOR LIFE INSURANCE:**

Applies only to employee supplemental and spouse life insurance under this certificate. Exclusions for AD&D insurance, including a suicide exclusion, are listed on the applicable certificate supplement.

**CONVERSION RIGHT PROVISION:**

The 31 day period allowed for conversion shall be changed to 60 days.

**ANNUAL ENROLLMENT:**

Each year an employee enrolled in the supplemental plan may choose to increase his or her supplemental insurance by one or two \$10,000 increments up to the maximum of the lesser of five times annual salary or \$300,000 without having to provide evidence of insurability, provided the employee has not previously been declined coverage due to failure to provide satisfactory evidence of insurability.

**FAMILY STATUS CHANGE:**

An employee who has a family status change may elect to add or increase his or her supplemental coverage up to the lesser of five times annual salary or \$300,000 without having to provide evidence of insurability, provided the election is made within 31 days of the family status change. Employees who were previously declined coverage due to failure to provide satisfactory evidence of insurability are not eligible for this offer.

Family Status Change means one of the qualified events pertaining to life insurance, as defined in IRS Section 125.

**ELECTION CHANGE:**

An employee may only change their elections during annual enrollment or within 31 days of a family status change.

**WAIVER OF PREMIUM APPLICATION:**

Applies to contributory and noncontributory employee insurance for Class 1 only.

**SUPPLEMENT(S) TO THE CERTIFICATE**

Accidental Death and Dismemberment

Dependents Term Life

Waiver of Premium

Accelerated Benefits

Portability

## Definitions

---

### **age**

Attained age as of most recent birthday.

### **application**

Your application for insurance under the group policy and, if required, your evidence of insurability application.

### **associated company**

Any company which is a subsidiary or affiliate of the policyholder which is designated by the policyholder and agreed to by us to participate under the group policy.

### **certificate effective date**

The date your coverage under this certificate becomes effective.

### **contributory insurance**

Insurance for which you are required to make premium contributions.

### **earnings**

Your basic rate of compensation not including commissions, overtime or premium pay, bonuses, or any other additional compensation.

### **employee**

An individual who is employed by the policyholder or by an associated company. A sole proprietor will be considered the employee of the proprietorship. A partner in a partnership will be considered an employee so long as the partner's principal work is the conduct of the partnership's business. The term employee does not include temporary employees nor corporate directors who are not otherwise employees.

### **employer**

The policyholder or any designated associated companies.

### **evidence of insurability**

Evidence satisfactory to us of the good health of the prospective insured and any other underwriting information we require.

### **insured**

A person who is eligible for and becomes insured according to the terms of this certificate.

### **non-work day**

A day on which you are not regularly scheduled to work, including scheduled time off for vacations, personal

holidays, weekends and holidays, and approved leaves of absence for non-medical reasons.

Non-work day does not include time off for medical leave of absence, temporary layoff, employer suspension of operations in total or in part, strike, and any time off due to sickness or injury including sick days, short-term disability, or long-term disability.

### **noncontributory insurance**

Insurance for which you are not required to make premium contributions.

### **policyholder**

The owner of the group policy as shown on the specifications page attached to this certificate.

### **specifications page**

The outline which summarizes your coverage under the policyholder's plan of insurance.

### **waiting period**

The period, if any, of continuous employment with the employer required prior to becoming eligible for coverage under this certificate. The waiting period is shown on the specifications page attached to this certificate.

### **we, our, us**

Minnesota Life Insurance Company.

### **you, your, certificate holder**

The insured named on the specifications page attached to this certificate.

## General Information

---

### **What is your agreement with us?**

You are insured under the group policy shown on the specifications page attached to this certificate. Your application as defined under this certificate is attached and is a part of this certificate. This certificate summarizes the principal provisions of the group policy that affect your life insurance coverage. The provisions summarized in this certificate are subject in every respect to the group policy.

Any statements made in your application as defined in this certificate will, in the absence of fraud, be considered representations and not warranties. Also, any statement made will not be used to void your insurance nor defend against a claim unless the statement is contained in the application attached to your certificate.

This certificate is issued in consideration of your application and the payment of the required premium.

### **Can this certificate be amended?**

Yes. We retain the right to amend this certificate at any time without your consent. Any amendment will be without prejudice to any claim incurred for benefits prior to the date of the amendment.

### **Who is eligible for insurance?**

You are eligible if you:

- (1) are a member of the group and of an eligible class as defined in the group policy; and
- (2) work for the employer for at least the number of hours per week shown as the minimum hours per week requirement on the specifications page attached to this certificate; and
- (3) have satisfied the waiting period as shown on the specifications page attached to this certificate; and
- (4) meet the actively at work requirement as shown in the section entitled "What is the actively at work requirement?".

### **Are retired employees eligible for insurance?**

If the policyholder's plan of insurance, as reflected in the specifications page attached to this certificate, does not specifically provide insurance for retired employees, a retired employee shall not be eligible to become insured, nor have his or her insurance continued. If the policyholder's plan of insurance specifically provides insurance for retired employees, the minimum hours per week and actively at work requirements will not apply to such persons.

### **What is the actively at work requirement?**

To be eligible to become insured or to receive an increase in the amount of insurance, you must be actively at work performing your customary duties at the employer's normal place of business, or at other places the employer's business requires you to travel.

If you are not actively at work on the date coverage would otherwise begin, or on the date an increase in your amount of insurance would otherwise be effective, you will not be eligible for the coverage or increase until you return to active work. However, if the absence is on a non-work day, coverage will not be delayed provided you were actively at work on the work day immediately preceding the non-work day.

Except as otherwise provided for in this certificate, you are eligible to continue to be insured only while you remain actively at work.

### **When will we require evidence of insurability?**

Evidence of insurability will be required if:

- (1) the specifications page attached to this certificate states that evidence of insurability is required; or

- (2) the insurance is contributory and you do not enroll within the enrollment period shown on the specifications page attached to this certificate; or
- (3) the insurance is noncontributory and you do not become insured, due to nonpayment of premium, within the three-month period beginning on the date you are first eligible for coverage. This will not apply if it is shown that it was due to clerical error only, in which case premiums will be due retroactive to the date you were first eligible for coverage; or
- (4) the insurance for which you previously enrolled did not go into effect or was terminated because you failed to make a required premium contribution; or
- (5) during a previous period of eligibility, you failed to submit required evidence of insurability or that which was submitted was not satisfactory to us; or
- (6) you are insured by an individual policy issued under the terms of the conversion right section.

### **When does insurance become effective?**

Insurance becomes effective on the date that all of the following conditions have been met:

- (1) you meet all eligibility requirements; and
- (2) if required, you apply for the insurance on forms which are approved by us; and
- (3) we are satisfied with your evidence of insurability, if we require evidence; and
- (4) we receive the required premium.

### **Can your coverage be continued during sickness, injury, leave of absence or temporary layoff?**

Yes. The employer may continue your noncontributory insurance or allow you to continue your contributory insurance when you are absent from work due to sickness, injury, leave of absence, or temporary layoff. Continuation of your insurance is subject to certain time limits and conditions as stated in the group policy. If you stop active work for any reason, you should discuss with the employer what arrangements may be made to continue your insurance.

## **Premiums**

### **When and how often are your premium contributions due?**

Unless the policyholder and we have agreed to some other premium payment procedure, any premium contributions you are required to make for contributory insurance are to be paid by you to the policyholder on a monthly basis. We apply premiums consecutively to keep the insurance in force.

### **How is the premium determined?**

The premium will be the premium rate multiplied by the number of \$1,000 units of insurance in force on the date premiums are due. The premium may also be computed



by any other method on which the policyholder and we agree.

We may change the premium rate:

- (1) on any premium due date following the expiration of any rate guarantee period; or
- (2) anytime, if the policy terms are amended or the total amount of insurance in force changes by 15% or more.

## Death Benefit

### What is the amount of the death benefit?

The amount of the death benefit is the amount of insurance shown on the specifications page attached to this certificate.

### Can you request a change in the amount of your contributory insurance?

Yes. If the policyholder's plan of insurance, as reflected in the specifications page attached to the group policy, allows for a choice of amounts of insurance for your class, you can request an increase or a decrease in the amount of your contributory insurance within the limitations of the policyholder's plan of insurance, including any limitations on when and how often such requests may be made. All requests must be made in writing.

If you request an increase in the amount of your contributory insurance, we will require evidence of insurability. If you request a decrease in the amount of your contributory insurance, we will grant the request.

### When will changes in your coverage amount be effective?

Requested increases in the amount of your contributory insurance, if approved, are effective on the date we approve the increase. Requested decreases in the amount of your contributory insurance are effective on the first day of the month following our receipt of your request for a decrease.

Increases and decreases in insurance amounts which result from a change in your eligible class or earnings will be effective as shown on the specifications page attached to this certificate.

All increases in the amount of insurance are subject to the actively at work requirement.

### When will the death benefit be payable?

We will pay the death benefit upon receipt at our home office of written proof satisfactory to us that you died while insured under this certificate. All payments by us are payable from our home office.

The death benefit will be paid in a single sum or by any other method agreeable to us and the beneficiary. We will pay interest on the death benefit from the date of your death until the date of payment. Interest will be at an

annual rate determined by us, but never less than 4% per year compounded annually, or the minimum required by state law, whichever is greater.

Payment of the death benefit will extinguish our liability under the certificate for which the death benefit has been paid.

### To whom will we pay the death benefit?

We will pay the death benefit to the beneficiary or beneficiaries. A beneficiary is named by you to receive the death benefit to be paid at your death. You may name one or more beneficiaries. You cannot name the policyholder or an associated company of the policyholder as a beneficiary.

You may also choose to name a beneficiary that you cannot change without the beneficiary's consent. This is called an irrevocable beneficiary.

If there is more than one beneficiary, each will receive an equal share, unless you have requested another method in writing. To receive the death benefit, a beneficiary must be living on the date of your death. In the event a beneficiary is not living on the date of your death, that beneficiary's portion of the death benefit shall be equally distributed to the remaining surviving beneficiaries. In the event of the simultaneous deaths of you and a beneficiary, the death benefit will be paid as if you survived the beneficiary.

If there is no eligible beneficiary, or if you do not name one, we will pay the death benefit to:

- (1) your lawful spouse, if living, otherwise;
- (2) your natural or legally adopted child (children) in equal shares, if living, otherwise;
- (3) your parents in equal shares, if living, otherwise;
- (4) your siblings in equal shares, if living, otherwise;
- (5) the personal representative of your estate.

### Can you add or change beneficiaries?

Yes. You can add or change beneficiaries if all of the following are true:

- (1) your coverage is in force; and
- (2) we have written consent of all irrevocable beneficiaries; and
- (3) you have not assigned the ownership of your insurance.

A request to add or change a beneficiary must be made in writing. All requests are subject to our approval. A change will take effect as of the date it is signed, but will not affect any payment we make or action we take before receiving your notice.

## Termination

### When does your coverage terminate?

Your coverage ends on the earliest of the following:

- (1) the date the group policy ends; or
- (2) the date you no longer meet the eligibility requirements; or
- (3) the date the group policy is amended so you are no longer eligible; or
- (4) 31 days (the grace period) after the due date of any premium contribution which is not paid; or
- (5) the last day for which premium contributions have been paid following your written request to cease participation under this certificate.

If your coverage under the group policy terminates due to non-payment of premiums, your coverage may be reinstated if all premiums due are paid and received by us within 31 days of the date of termination and during your lifetime.

### **Can your insurance be reinstated after termination?**

Yes. When your coverage terminates because you are no longer eligible, and you become eligible again within one year after the date your coverage under this certificate terminated, your coverage may be reinstated.

Provided you are not then covered by an individual policy issued under the terms of the conversion right section, your coverage under the group policy shall be reinstated automatically, without evidence of insurability or satisfaction of any waiting period. Your amount of insurance will be that which applies to the classification to which you then belong, on the date you again become eligible. If the policyholder's plan of insurance provides for contributory insurance under the group policy, your amount of contributory insurance will be limited to that for which you were insured immediately prior to the loss of coverage.

### **When does the group policy terminate?**

The policyholder may terminate the group policy by giving us 31 days prior written notice. We reserve the right to terminate the group policy on the earliest of the following to occur:

- (1) 31 days (the grace period) after the due date of any premiums which are not paid; or
- (2) on any subsequent policy anniversary after the date the number of employees insured is less than any minimum established by us or as required by applicable state law; or
- (3) 120 days after we provide the policyholder with notice of our intent to terminate the group policy.

## **Conversion Right**

### **What is the conversion right?**

You may convert this insurance to a new individual life insurance policy if all or part of your life insurance under the group policy terminates.

You may convert up to the full amount of terminated insurance if termination occurs because you move from

one existing eligible class to another, or you are no longer in an eligible class.

### **What is the limited conversion right?**

Limited conversion is available if, after you have been insured for at least five years, insurance is terminated because:

- (1) the group policy is terminated; or
- (2) the group policy is changed to reduce or terminate your insurance.

You may convert up to the full amount of terminated insurance, but not more than the maximum. The maximum is the lesser of:

- (a) \$10,000; and
- (b) the amount of life insurance which terminated minus any amount of group life insurance for which you become eligible under any group policy issued or reinstated by us or any other carrier within 31 days of the date your insurance terminated under the group policy.

Neither the conversion right nor the limited conversion right is available if your coverage under the group policy terminates due to failure to make, when due, required premium contributions.

Under both the conversion right and the limited conversion right, you may convert your insurance to any type of individual policy of life insurance then customarily issued by us for purposes of conversion, except term insurance. The individual policy will not include any supplemental benefits, including, but not limited to, any disability benefits, accidental death and dismemberment benefits, or accelerated benefits.

### **How do you convert your insurance?**

You convert your insurance by applying for an individual policy and paying the first premium within 31 days after your group insurance terminates. No evidence of insurability will be required.

### **How is the premium for the individual policy determined?**

We base the premium for the individual policy on the plan of insurance, your age, and the class of risk to which you belong on the date of the conversion.

### **When is the individual policy effective?**

The individual policy takes effect 31 days after the group insurance provided under the group policy terminates.

### **What happens if you die during the 31-day period allowed for conversion?**

If you die during the 31-day period allowed for conversion, we will pay a death benefit regardless of whether or not an application for coverage under an individual policy has been submitted. The death benefit will be the amount of

insurance you would have been eligible to convert under the terms of the conversion right section.

We will return any premium you paid for an individual policy to your beneficiary named under the group policy. In no event will we be liable under both the group policy and the individual policy.

## **Additional Information**

---

### **What if your age has been misstated?**

If your age has been misstated, the death benefit payable will be that amount to which you are entitled based on your correct age. A premium adjustment will be made so that the actual premium required at your correct age is paid.

### **Is there a suicide exclusion?**

The specifications page attached to this certificate indicates what insurance, if any, is subject to the suicide exclusion outlined below.

When applicable, this suicide exclusion limits our liability to an amount equal to the premiums paid if you, whether sane or insane, die by suicide within two years of the effective date of your insurance.

If there has been an increase in your amount of insurance for which you were required to apply or for which we required evidence of insurability, and if you die by suicide within two years of the effective date of the increase, our liability with respect to that increase will be limited to the premiums paid and attributable to such increase.

### **When does your insurance become incontestable?**

Except for the non-payment of premiums, after your insurance has been in force during your lifetime for two years from the effective date of your coverage, we cannot contest your coverage. However, if there has been an increase in the amount of insurance for which you were required to apply or for which we required evidence of insurability, then, to the extent of the increase, any loss which occurs within two years of the effective date of the increase will be contestable.

Any statements you make in your application as defined under this certificate will, in the absence of fraud, be considered representations and not warranties. Also, any statement you make will not be used to void your insurance, nor defend against a claim, unless the statement is contained in the application attached to your certificate.

### **Can your insurance be assigned?**

Yes. However, we will not be bound by an assignment of the certificate or of any interest in it unless it is made as a written instrument, and you file the original instrument or a certified copy with us at our home office, and we send you an acknowledged copy.

We are not responsible for the validity of any assignment. You are responsible for ensuring that the assignment is legal in your state and that it accomplishes your intended goals. If a claim is based on an assignment, we may require proof of interest of the claimant. A valid assignment will take precedence over any claim of a beneficiary.

### **Is the policyholder required to maintain records?**

Yes. The policyholder is required to maintain adequate records of any information necessary for us to administer this certificate. We own the records relating to the insurance provided by this certificate, and can obtain them from the policyholder at any reasonable time.

If a clerical error is made in keeping records on the insurance under the group policy, it will not affect otherwise valid insurance. A clerical error does not continue insurance which is otherwise stopped. If an error causes a change in premium payment, we will make a fair adjustment.

### **Will the provisions of this certificate conform with state law?**

Yes. If any provision in this certificate, or in the provisions of the group policy, is in conflict with the laws of the state governing the certificates or the group policy, the provision will be deemed to be amended to conform to such laws.

**General Information**

This certificate supplement is issued in consideration of the required premium and is subject to every term, condition, exclusion, limitation, and provision of your certificate unless otherwise expressly provided for herein. Coverage under this supplement will not be included in any insurance issued under the conversion right section of your certificate.

**What does this supplement provide?**

This supplement provides a benefit for your accidental death or dismemberment which occurs as a result of an accidental injury.

**Accidental Death and Dismemberment Benefit**

**What does accidental death or dismemberment by accidental injury mean?**

Accidental death or dismemberment by accidental injury as used in this supplement means that your death or dismemberment results, directly and independently of all other causes, from an accidental injury which is unintended, unexpected, and unforeseen.

The injury must occur while your coverage under this supplement is in force. Your death or dismemberment must occur within 365 days after the date of the injury and while your coverage under this supplement is in force.

In no event will we pay the accidental death or dismemberment benefit where your death or dismemberment results from or is caused directly or indirectly by any of the following:

- (1) suicide, self-destruction while sane, intentionally self-inflicted injury while sane, or self-inflicted injury while sane, or self-inflicted injury while insane; or
- (2) active participation in a riot; or
- (3) an attempt to commit or commission of a crime under state or federal law; or
- (4) the voluntary use of any prescription or non-prescription drug, poison, fume, or other chemical substance unless used according to the prescription or direction of your physician. This exclusion will not apply to you if the chemical substance is ethanol; or
- (5) disease of the body or diagnostic, medical or surgical treatment or mental disorder as set forth in the latest edition of the Diagnostic and Statistical Manual of Mental Disorders; or

- (6) operating any motorized vehicle while intoxicated; or
- (7) war declared or undeclared, or any act of war.

**What is the amount of the accidental death and dismemberment benefit?**

| FOR LOSS OF                           | AMOUNT OF BENEFIT          |
|---------------------------------------|----------------------------|
| Life .....                            | Full Amount of Insurance   |
| Both Hands or Both Feet.....          | Full Amount of Insurance   |
| Sight of Both Eyes.....               | Full Amount of Insurance   |
| One Hand and One Foot .....           | Full Amount of Insurance   |
| One Foot and Sight<br>of One Eye..... | Full Amount of Insurance   |
| One Hand and Sight<br>of One Eye..... | Full Amount of Insurance   |
| Sight of One Eye .....                | 50% of Amount of Insurance |
| One Hand or<br>One Foot.....          | 50% of Amount of Insurance |

The amount of insurance is shown on the specifications page attached to your certificate. Loss of hands or feet means complete severance at or above the wrist or ankle joints. Loss of sight means the entire and irrecoverable loss of sight, which cannot be corrected by medical or surgical treatment or by artificial means.

Benefits payable for all losses due to any one accident, not including amounts payable under the Additional Benefits section, will never exceed the full amount of insurance shown on the specifications page attached to your certificate.

**When will the accidental death and dismemberment benefit be payable?**

We will pay the accidental death and dismemberment benefit upon receipt at our home office of written proof satisfactory to us that you died or suffered dismemberment as a result of an accidental injury. All payments by us are payable from our home office.

The benefit will be paid in a single sum. We will pay interest on the benefit from the date of your death or dismemberment until the date of payment. Interest will be at an annual rate determined by us, but never less than 4% per year compounded annually or the minimum required by state law, whichever is greater.

**To whom do we pay the benefit?**

We pay the death benefit to the person or persons entitled to receive them under the terms of your certificate. The benefit for other losses is paid to you.

## Additional Benefits

---

### Seatbelt and Air Bag Benefits

#### What are the seatbelt and air bag benefits?

We will pay an additional accidental death benefit of \$10,000 if you die as a result of a covered accident which occurs while you are driving or riding in a private passenger car, provided:

- (1) the private passenger car is equipped with seatbelts; and
- (2) a seatbelt was in proper use by you at the time of the accident as certified in the official accident report or by the investigating officer; and
- (3) at the time of the accident, the driver of the private passenger car was a licensed driver and was not intoxicated, impaired, or under the influence of alcohol or drugs.

If certification is not available, and it is clear that you were properly wearing a seatbelt, the full benefit amount of \$10,000 will be paid. However, if certification is not available and it is unclear whether you were properly wearing a seatbelt, then a benefit amount of \$1,000 will be paid in lieu of the full seatbelt benefit amount.

Seatbelt means a properly installed seatbelt, lap and shoulder restraint, or other restraint approved by the National Highway Traffic Safety Administration or any successor governmental agency.

In addition, if the seat in which you were seated was equipped with a properly installed air bag at the time of the accident, an additional benefit of \$5,000 will be paid.

### Education Benefit

#### What is the education benefit?

We will pay an education benefit on behalf of your unmarried dependent children under age 25 if you die as a result of a covered accident within 365 days after the date of the accident and are survived by one or more dependent children, provided that at the time of your death, the dependent child is:

- (1) enrolled as a full-time student in an accredited post-secondary educational institution of higher learning beyond the 12<sup>th</sup> grade level; or
- (2) at the 12<sup>th</sup> grade level and enrolls as a full-time student in an accredited post-secondary institution of higher learning beyond the 12<sup>th</sup> grade level.

The benefit amount will be the lesser of:

- (1) 12.5% of your amount of insurance; or
- (2) \$12,500.

The benefit will be payable for a maximum of 8 academic terms per lifetime for each eligible dependent child, to a maximum benefit amount of \$100,000 and payable for no more than 6 years from the date the first benefit payment has been made.

Children include your own natural offspring, lawfully adopted children and stepchildren. They also include foster children and other children who are dependent on you for main support and living with you in a regular parent-child relationship. A child will be considered adopted on the date of placement in your home.

## Termination

---

### When does your coverage under this supplement terminate?

Your coverage ends on the earliest of:

- (1) the date you are no longer covered for life insurance under the group policy; or
- (2) your 70th birthday; or
- (3) 31 days (the grace period) after the due date of any premium contribution which is not paid; or
- (4) when the total amount of insurance paid under this supplement due to your accidental injuries equals the full amount of your insurance.

### When does this supplement terminate?

This supplement will terminate on the earlier of:


- (1) the date we receive a written request from the policyholder to cancel the Accidental Death and Dismemberment Policy Rider to the group policy; or
- (2) the date the group policy is terminated.

## Additional Information

---

### Do we have the right to obtain independent medical verification?

Yes. We retain the right to have you medically examined at our expense whenever a claim is pending and, where not forbidden by law, we reserve the right to have an autopsy performed in case of death.

  
Secretary

  
President

## General Information

This certificate supplement is issued in consideration of the required premium and is subject to every term, condition, exclusion, limitation, and provision of your certificate unless otherwise expressly provided for herein. Any Accidental Death and Dismemberment coverage provided by a certificate supplement to your certificate will not apply to dependents coverage provided by this certificate supplement.

### What does this supplement provide?

This supplement provides insurance on the lives of your eligible dependents.

### What members of your family are eligible for insurance under this supplement?

The following members of your family are eligible for insurance under this supplement:

- (1) your lawful spouse, including your legally separated spouse, who is not eligible for insurance as an employee under the group policy and who meets any age requirements as shown on the specifications page attached to your certificate; and
- (2) your own natural offspring, lawfully adopted children and stepchildren. They also include foster children and other children who are dependent on you for main support and living with you in a regular parent-child relationship. A child will be considered adopted on the date of placement in your home.

If both parents of a child qualify as eligible employees under the group policy, the child shall be considered a dependent of only one parent for purposes of this supplement. If any child qualifies as an eligible employee under the group policy, he or she is not eligible to be insured as a dependent child.

Any dependent who, subsequent to the effective date of this supplement, meets the requirements of this provision will become insured on the date he or she so qualifies.

### When will we require evidence of insurability?

Evidence of insurability will be required if:

- (1) the specifications page attached to your certificate states that evidence of insurability is required; or
- (2) the insurance is contributory and you do not enroll for coverage under this supplement within the enrollment period shown on the specifications page attached to your certificate; or

- (3) dependents insurance for which you previously enrolled did not go into effect or was terminated because you failed to make a required premium contribution; or
- (4) during a previous period of eligibility, you failed to submit evidence of insurability that was required for a dependent or that which was submitted was not satisfactory to us; or
- (5) the dependent is insured by an individual policy issued under the terms of the conversion right of this supplement.

### When does insurance on a dependent become effective?

Insurance on a dependent becomes effective on the date when all of the following conditions have been met:

- (1) the dependent meets all eligibility requirements; and
- (2) if required, you apply for dependents coverage on forms which are approved by us; and
- (3) we are satisfied with the dependent's evidence of insurability, if we require evidence; and
- (4) we receive the required premium.

If a dependent is hospitalized or confined because of illness or disease on the date his or her insurance would otherwise become effective, his or her effective date shall be delayed until he or she is released from such hospitalization or confinement. This does not apply to a newborn child. However, in no event will insurance on a dependent be effective before your insurance is effective.

## Death Benefit

### What is the amount of life insurance on each insured dependent?

The amount of life insurance on each insured dependent is shown on the specifications page attached to your certificate.

### To whom will we pay the death benefit?

The death benefit payable under this supplement will be paid to you if living, otherwise to your estate.

## Termination

### When does an insured dependent's coverage under this supplement terminate?

An insured dependent's coverage ends on the earliest of the following:

- (1) the date the dependent no longer meets the eligibility requirements; or
- (2) 31 days (the grace period) after the due date of any premium contribution which is not paid; or
- (3) the last day for which premium contributions have been made following your written request that insurance on your eligible dependents be terminated; or
- (4) the date you are no longer covered under the group policy.

You must notify us or your employer when a dependent is no longer eligible for coverage under this supplement so that premiums may be discontinued. All premiums paid for dependents who are no longer eligible for coverage under this supplement will be refunded without any payment of claim.

### **When does this supplement terminate?**

This supplement will terminate on the earlier of:

- (1) the date we receive a written request from the policyholder to cancel the Dependents Term Life Insurance Policy Rider; or
- (2) the date the group policy is terminated.

## **Additional Information**

### **What is the conversion right under this supplement?**

If an insured dependent's coverage under this supplement terminates because he or she is no longer eligible, or because of your death, or because of termination or amendment of this supplement, the insurance may be

converted to a policy of individual insurance with Minnesota Life.


Conversion may be requested by you, an insured dependent of legal capacity, or the insured dependent's guardian, if applicable. All other conditions and provisions of the conversion right section of your certificate to which this supplement is attached will apply.

### **Do any Waiver of Premium, Extended Benefits, or Total and Permanent Disability supplements to your certificate apply to insured dependents?**

Any Waiver of Premium, Extended Benefits, or Total and Permanent Disability supplement to your certificate will not apply to dependents covered under this supplement except as provided for herein.

If, due to your disability, your insurance is continued in force without further payment of premiums due to any Waiver of Premium, Extended Benefits, or Total and Permanent Disability supplement to your certificate, any dependents insurance provided by this supplement shall also continue in force without further payment of premiums until the dependent's eligibility terminates or until your insurance is no longer continued in force due to any such supplement to your certificate.

This provision is not applicable if the dependent's insurance has been converted under the conversion right section of this supplement, unless the converted policy is surrendered without claim except for refund of premiums.

  
Secretary

  
President

## General Information

This certificate supplement is issued in consideration of the required premium and is subject to every term, condition, exclusion, limitation, and provision of your certificate unless otherwise expressly provided for herein. The specifications page attached to your certificate indicates whether this supplement applies to contributory insurance or noncontributory insurance. Coverage under this supplement will not be included in any insurance issued under the conversion right section of your certificate.

### What does this supplement provide?

This supplement provides for waiver of premium if you become totally and permanently disabled, as defined herein, while under age 60. Upon approval of proof of such disability, your insurance, including all supplements to your certificate which are in force on the date of the onset of your disability, will be continued in force without payment of premiums during the uninterrupted continuance of the total and permanent disability.

### What is total disability?

Total disability is a disability which occurs while your insurance is in force and which results from an accidental injury or an illness that continuously prevents you from engaging in any occupation for which you are reasonably suited by education, training, or experience. You must be under the care of a licensed physician. The licensed physician cannot be you or a member of your immediate family. For purposes of this supplement, your immediate family consists of your spouse, children, parents, grandparents, grandchildren, brothers and sisters and their spouses.

### What is permanent disability?

Permanent disability is a total disability which has existed continuously for at least six months.

### Are there any limitations?

Yes. Insurance will not be continued if your disability results from intentionally self-inflicted injury, participation in or any attempt to commit a felony, or war or any act of war, whether declared or undeclared.

### What if you recover and again become totally disabled?

If you have been approved for waiver of premium and you subsequently recover, return to work for the employer and due to the same accidental injury or illness and while

insured under this supplement, again become totally disabled within six months of the recovery, the two periods of total disability will be considered as one period of total disability and you will not be required to satisfy a new six month waiting period before the waiver of premium resumes. However, premiums will not be waived during any such recovery period.

### Do premiums have to be paid after you become disabled?

Yes. Premiums have to be paid after you become disabled, but only until we approve your total and permanent disability claim. Continued payment prevents the possible loss of your coverage and eligibility if your claim is not approved.

### What if you convert your group life insurance to a policy of individual insurance prior to the approval of your disability claim?

If your coverage has been converted in accordance with the conversion right section of your certificate, benefits under this supplement will apply only if the converted policy is surrendered without claim, except for refund of premiums.

### What will be considered due proof of total and permanent disability?

You must furnish evidence satisfactory to us that your disability:

- (1) commenced while your insurance under your certificate was in force; and
- (2) meets the definition of total disability; and
- (3) commenced before your 60th birthday; and
- (4) was continuous for six months or more.

We will, from time to time, also require additional proof satisfactory to us that you continue to be totally and permanently disabled. We may also require that you submit to one or more medical examinations at our expense.

If you die within one year of the date of onset of your disability, your beneficiary may claim benefits under this supplement even if your premium payments were discontinued and you had not submitted due proof satisfactory to us of your total disability or you were continuously disabled for less than six months. Your beneficiary must submit due proof satisfactory to us that your total disability, which began before premium payments on your behalf were discontinued and before your 60th birthday, continued without interruption until your death.



### **When must we be notified of your disability or death?**

We must receive written notice at our home office of your total disability within one year of the date of onset of such disability. However, failure to give notice within the time provided will not invalidate the claim if it is shown that notice was given as soon as reasonably possible.

We must receive written notice at our home office within one year of death that you died during the period of continuance provided by this supplement. Proof must be furnished that you continued to be totally disabled during the entire period of continuance until death. If such notice and proof are not provided within the required time frame, there shall be no liability for any payment under this supplement.

### **What is the amount of insurance to be continued without payment of premium under this supplement?**

The amount of your insurance continued at any given time shall be the amount of insurance then available under the group policy for an insured of your age and eligible class or, if less, the amount for which you were insured under the group policy when the last premium contribution was made on your behalf.

The amount of insurance for any other individual insured under your certificate will be the amount of insurance then available under the group policy for such insured or, if less, the amount for which he or she was insured under the group policy when the last premium contribution was made on his or her behalf.

If your certificate provides for reductions in amounts of insurance based on age, such reductions shall apply to your insurance.

### **How long will insurance be continued without payment of premium?**

If you become totally and permanently disabled, insurance will be continued, without payment of premium, until the earliest of:

- (1) your 65th birthday; or
- (2) the date you recover so that you are no longer totally and permanently disabled; or

- (3) the date you fail to furnish proof of continued disability when requested or you refuse to submit to a required medical examination.

### **What happens to your insurance when the waiver of premium benefit ends?**

When the benefits under this supplement end according to the provisions of the section entitled "How long will insurance be continued without payment of premium?," the following will apply:

- (1) If you are then eligible for coverage under your certificate, your insurance may be continued under your certificate provided that premiums are paid. The first such premium payment must be made within 31 days of the date the waiver of premium benefit ends.
- (2) If you are no longer eligible for coverage under your certificate, you may convert coverage to an individual policy, as provided for under the conversion right section of your certificate.


Your insurance will end unless, within 31 days of the date benefits under this supplement end, premium payments on your behalf are resumed or you apply to convert your coverage.

### **When does this supplement terminate?**

This supplement will terminate on the earlier of:

- (1) the date we receive a written request from the policyholder to terminate the Term Life Waiver of Premium Policy Rider; or
- (2) the date the group policy is terminated.

Insurance being continued without further payment of premiums in accordance with the provisions of this supplement will not end due solely to the termination of the Term Life Waiver of Premium Policy Rider or of the group policy.

  
Secretary

  
President

**MINNESOTA LIFE****ACCELERATED BENEFITS  
CERTIFICATE SUPPLEMENT**

Minnesota Life Insurance Company • 400 Robert Street North • St. Paul, Minnesota 55101-2098 • 1-866-293-6047

Benefits received under this Accelerated Benefits Certificate Supplement may be taxable. You should seek assistance from a personal tax advisor prior to requesting an accelerated payment of death benefits.

**General Information**

This certificate supplement is subject to every term, condition, exclusion, limitation, and provision of your certificate unless otherwise expressly provided for herein.

**What does this supplement provide?**

This supplement provides for the accelerated payment of either the full or a partial amount of an insured's death benefit provided under your certificate. If an insured has a terminal condition as defined in this supplement, you may request an accelerated payment of the applicable death benefit.

**Definitions****accelerated benefit**

The amount of the death benefit we will pay if the insured is eligible under this supplement.

**death benefit**

The amount of the insured's life insurance as shown on the specifications page attached to your certificate.

**immediate family**

Your spouse, children, parents, grandparents, grandchildren, brothers and sisters, and their spouses.

**insured**

For purposes of this supplement, an insured employee, an insured spouse, or an insured dependent child.

**physician**

An individual who is licensed to practice medicine or treat illness in the state in which treatment is received. This does not include you or a member of your immediate family.

**Terminal Condition****What is a terminal condition?**

A terminal condition is a condition caused by sickness or accident which directly results in a life expectancy of

twelve months or less.

**What evidence do we require of the insured's terminal condition?**

We must be given evidence that satisfies us that the insured's life expectancy, because of sickness or accident, is twelve months or less. That evidence must include certification by a physician.

**Do we have the right to obtain independent medical verification?**

Yes. We retain the right to have the insured medically examined at our own expense to verify the insured's medical condition. We may do this as often as reasonably required while accelerated benefits are being considered or paid.

**Payment of Accelerated Benefit****How do we calculate the accelerated benefit?**

We will multiply the death benefit by the accelerated benefit factor to determine the accelerated benefit available.

**How do we calculate the accelerated benefit factor?**

The accelerated benefit factor will be stated as a percentage of the insured's death benefit. When we calculate this factor, we will consider the insured's age and gender.

We will also base our calculation on certain assumptions, which we may change from time to time, including but not limited to assumptions about:

- (1) expected future premiums; and
- (2) the insured's life expectancy.

**What are the conditions for the payment of an accelerated benefit?**

We will consider the payment of an accelerated benefit, subject to all of the following conditions:

- (1) coverage must be in force and all premiums due must be fully paid; and
- (2) application must be made in writing and in a form which is satisfactory to us. We will tell you what form is required; and
- (3) you must be the sole owner of the certificate; and
- (4) the insured's insurance must not have an irrevocable beneficiary.

## **Who may request an accelerated payment of the death benefit?**

You may request an accelerated payment of the insurance on your life or on the life of a spouse or dependent child insured under your certificate.

## **Is the request for an accelerated benefit voluntary?**

Yes. An accelerated benefit will be made available on a voluntary basis only. An accelerated benefit under this supplement is not intended to cause an involuntary reduction of the death benefit ultimately payable to the named beneficiary. Therefore, payment of the death benefit cannot be accelerated under this supplement if the insured:

- (1) is required by law to use this option to meet the claims of creditors, whether in bankruptcy or otherwise; or
- (2) is required by a government agency to use this option in order to apply for, obtain, or keep a government benefit or entitlement.

## **Is there a minimum or maximum death benefit eligible for an accelerated benefit?**

Yes. The minimum death benefit to be eligible for an accelerated benefit under this supplement is \$10,000. The maximum death benefit to be eligible for an accelerated benefit is \$1,000,000.

## **Do you have to take the entire accelerated benefit?**

No. You may choose to receive a partial accelerated benefit. If you do so, the insured's remaining coverage will stay in force.

If you elect to receive only a partial accelerated benefit amount available under this supplement, the insured's remaining death benefit under the certificate must be at least \$25,000.

You may reapply for the payment of the remaining amount of insurance at any time. However, we may ask for further satisfactory evidence that the insured meets all requirements for the accelerated benefit.

## **What is the effect on an insured's coverage of the receipt of an accelerated benefit?**

If you elect to accelerate the full amount of the insured's

death benefit, the insured's coverage and all other benefits under the certificate and any certificate supplements for that insured will end. If such termination causes a certificate holder's covered spouse or dependent children to lose coverage, each of them will be allowed to convert any such insurance to a policy of individual life insurance according to the conversion right section of the certificate to which this supplement is attached.

If a partial accelerated benefit is chosen, coverage will remain in force and premiums will be reduced accordingly. The remaining amount of insurance under your certificate will be the full amount of insurance minus the amount of insurance that was accelerated.

## **How will we pay the accelerated benefit?**

We will pay the accelerated benefit in one lump sum or in any other mutually agreeable manner.

## **To whom will we pay accelerated benefits?**

All accelerated benefits will be paid to you unless you validly assign them otherwise. If you die before all payments have been made, we will pay the remainder to the beneficiary named under this certificate. Payment will be made in one lump sum which will be the present value of the payments that remain, using the interest rate we use to determine the payments.

## **Termination**

---


### **When does an insured's coverage under this supplement terminate?**

An insured's coverage ends on the date the insured is no longer covered for life insurance under the group policy.

### **When does this supplement terminate?**

This supplement will terminate on the earlier of:

- (1) the date we receive a written request from the policyholder to cancel the Accelerated Benefits Policy Rider; or
- (2) the date the group policy is terminated.

  
Secretary

  
President

## General Information

This certificate supplement is issued in consideration of the required premium and is subject to every term, condition, exclusion, limitation and provision of your certificate unless otherwise expressly provided for herein.

### What does this supplement provide?

This supplement provides for continuation of your group life insurance if you no longer meet the eligibility requirements of your certificate, except as provided for herein.

To continue coverage under the provisions of this supplement, you must make a written request and make the first premium contribution within 60 days after insurance provided by the group policy would otherwise terminate. Evidence of insurability will not be required. Coverage provided by this supplement will then be deemed effective retroactive to the beginning of the 60-day period. This date is considered to be your portability date and you are then considered to have portability status.

### Who is eligible to continue insurance under this supplement?

You are eligible to continue your group life insurance under the terms of this supplement if you, except as provided by this supplement, no longer meet the eligibility requirements of your certificate due to any of the following:

- (1) you terminate employment, including retirement; or
- (2) you are no longer in a class eligible for insurance or you are on a leave or layoff; or
- (3) you are the spouse of an employee and the employee dies; or
- (4) an amendment to the group policy, provided that less than 25% of the total number of insureds under the group policy lose eligibility due to that amendment.

You or your spouse will not be eligible to request coverage under this supplement if you:

- (1) have converted your insurance to an individual life policy under the terms of your certificate's conversion right section; or
- (2) have a medical condition which has a material effect on life expectancy; or
- (3) lose eligibility due to termination of the group policy.

### What insurance can be continued under this supplement?

Contributory and non-contributory insurance may be continued under this supplement. If you elect to continue your own coverage according to the provisions of this supplement, you may also elect to continue contributory insurance for any other individual insured under your certificate.

If your spouse elects to continue his or her own coverage, he or she may elect to continue insurance on any dependent children.

You or your spouse may also continue coverage under all supplements to your certificate which apply to contributory and non-contributory insurance and by which you were insured immediately preceding your portability date. This is in addition to any retirement benefit you have elected.

The amount of insurance continued under this supplement for any individual will be subject to any applicable state law or regulation relating to allowable amounts of insurance.

### What is the minimum amount of insurance that can be continued under this supplement?

The minimum amount of insurance that can be continued on your life under this supplement is \$5,000. This minimum does not apply to any other insureds covered under this supplement.

### What is the maximum amount of insurance that can be continued under this supplement?

The maximum amount of insurance that can be continued under this supplement is the amount of insurance that was in force on your portability date, but not more than \$335,000 if you are an employee or \$150,000 if you are a spouse.

### Can you or your spouse request a change in the amount of insurance continued under this supplement?

Yes. Insurance may be reduced at any time. The remaining amount of insurance on you or your spouse must be at least \$10,000. This minimum does not apply to child coverage.

You or your spouse may elect to increase coverage, however any increases in coverage amounts will require satisfactory evidence of insurability.

**How will premium contributions be paid?**

Premium contributions will be paid directly to us on a monthly, quarterly, semi-annual, or annual basis and will be subject to an administrative charge per billing period. We may adjust the amount of the charge, but not more often than once per year.

**Can the premium rate change?**

Yes. The premium rate may increase on the portability date. The premium rate may also increase in the future but will not change more often than once per year.

**Can insurance continued under this supplement be converted to a policy of individual insurance?**

Yes. At any time after insurance has been continued under the provisions of this supplement, it may be converted to a policy of individual insurance with Minnesota Life. All other conditions and provisions of the conversion right section of your certificate to which this supplement is attached will apply.

**What happens if you or your spouse again become eligible under your certificate?**

If you or your spouse are continuing coverage under the terms of this supplement, and again meet the eligibility requirements of your certificate, not including the terms of this supplement, you shall no longer be considered to have portability status. Insurance may be continued only under the terms of your certificate, not including this supplement unless and until you no longer meet the eligibility requirements of your certificate and again return to portability status as provided for herein.

**What happens to insurance provided under this supplement when the group policy terminates?**

Anything in the group policy notwithstanding, termination

of the group policy by the policyholder or us will not terminate life insurance then in force for any person under the terms of this supplement. The group policy will be deemed to remain in force solely for the purpose of continuing such insurance, but without further obligation of the policyholder.

Any insurance continued under the terms of this supplement will remain in force until terminated by the provisions of the section entitled "When will insurance continued under this supplement terminate?".

No individual may elect coverage under this supplement on or after the date of termination of the group policy.

**When will insurance continued under this supplement terminate?**

Insurance being continued under this supplement will terminate on the earliest of the following:

- (1) the date you or your spouse again meet the eligibility requirements of the certificate, not including the terms of this supplement; or
- (2) in the case of a dependent child or a spouse who is insured by a supplement to your certificate, the date your coverage is no longer being continued under this supplement or the date the spouse or child ceases to be eligible as defined under the terms of your certificate; or
- (3) in the case of a dependent child who is insured by a supplement to the spouse's coverage, the date the spouse's coverage is no longer being continued under this supplement, or the date the spouse or child ceases to be eligible as defined under the terms of your certificate; or
- (4) 31 days after the due date of any premium contribution which is not made.

*Dennis E. Fedler*  
Secretary

*Rhet L. Lueder*  
President

If you have any questions regarding the group policy, or if you need assistance in resolving a complaint, you can contact us at:

Minnesota Life Insurance Company  
400 Robert Street North  
St. Paul, Minnesota 55101-2098

Telephone Number: (651) 665-3500

**MINNESOTA LIFE**

400 Robert Street North • St. Paul, Minnesota 55101-2098

**GROUP TERM LIFE CERTIFICATE OF INSURANCE**